

Summary Lead Appr: WW Clerk: _____ Lead Clerk: _____ Appr: _____ Print Date: 12/26/2025

Acct ID: 532530 MTL: 083W20D000700 Date: 01/06/26 Appr: GRH Prop Class: 401 RMV Prop Class: 401
 Situs: 2482 JORY HILL RD S SALEM OR 97306 MaSaNh: 06 06 002 Unit: 31015 Year: 2026

Last Date Appraised: 09/20/2013 Appraiser: GERARDO RAMIREZ HERNANDEZ Tag: Y N Tag info:

Owner: SUTHERLAND, BRYAN & Last Sales Date: 04/08/1986 Roll Type: R
 Cycle Tag Sales Verification Other: _____ Inspection level: 1 2 3 4 LCB TTO INSP AV: 277580
 RMV Land: 236730 RMV Imp: 310080 RMV Total: 546810 MAV: 277580 MSAV: 0 SAV: 0

Comment:

OSDs GB
New: 100%

Count	Code	Description	RMV	Code Area	Exception
1	MKTA	OSD - AVERAGE	55000	92430	0

Land

Site: 1 Code Area: 92430 Size: 1.10 Acres Use Code: 004 Zone: NREST SAV Use: Exception: 0
 Class: Value Source: Rural at MKT Description: RMV: 181730 Exception: Y N
 Adjustment(s): Fire Patrol: Description:
 Comments: 99-2000 HOUSE COMPL, PULL FROM MAIN 01-02: REAPPRAISAL

Improvements - Residence / Manufactured Structures

Bldg: 1 Code Area: 92430 Stat Class: 142 Year Blt: 1978 Eff Year Blt: 1990 Sq.Ft: 2480 % Complete: 100.00
 Desc: Multi Story above grade Dimensions: RMV: 309490
 Func Obsc: 100 Econ %: 100 Other %: 100 Exception: 0 Adjust: Adjust RMV: 0

Floors

Type	Class	Display Group	Floor Size	Beds	Baths	Yr Blt	Eff Yr Blt	Inventory	Exception
First Floor	4	Finished	1045	1	FB-1	1978	1990	FP - 1, ROOF, KIT+, BATH - 1, HVAC	Y N
Second Floor	4	Finished	1435	2	FB-1/ HB-1	1978	1990	HVAC, BTH - 1, BATH - 1	Y N
Garage Attached	4	Finished	460	0	0	1978	1978	ROOF	Y N

Accessories

Description	Class	Size SqFt	Eff Yr Blt	RMV	Quantity	Exception
DECK	4	442	1978	7487	1	Y N
YARD IMPROVEMENTS FAIR	4	1	1990	13521	1	Y N

Improvements - Accessory Buildings

Bldg: 2 Code Area: 92430 Stat Class: 354 Year Blt: 1997 Eff Year Blt: 1997 Sq.Ft: 300 % Complete: 100.00
 Desc: Lean-to Light (LTL) Dimensions: 30x10 RMV: 590
 Func Obsc: 100 Econ %: 100 Other %: 100 Exception: 0 Adjust: Adjust RMV: 0

Floors

Type	Class	Display Group	Floor Size	Beds	Baths	Yr Blt	Eff Yr Blt	Inventory	Exception
Lean-to Light Duty	4	Finished	300	0	0	1997	1997		Y N

Accessories

Description	Class	Size SqFt	Eff Yr Blt	RMV	Quantity
No accessory data available					

Permits

Permit Number	Permit ID	Origin	Category	Type	Estimate Value	% Complete	Roll Type	Description
25-008239	85523	MARION COUNTY	NEW CONSTRUCTION	OUTBUILDING	47664	0	R	CONSTRUCT NEW 720 SF (18 x 40) RV COVER

ACCOUNT # 532530 DATE: 1/6/26 RMV CLASS 401 PROP CLASS 401
 MTL _____ APPR GAH TAG Y (N)
 COMMENTS: _____

RESIDENCE / MANUFACTURED STRUCTURES

ACCESSORY IMPROVEMENTS / OUTBUILDINGS

STAT _____ QLTY + - FLOOR _____
 AREA _____ EFF AREA _____ BED _____
 ROOF + HVAC +
 BATH PKG: _____ BATH _____ BATH + _____ 1/2 BTH
 FIREPLACE: _____
 KITCHEN - +
 YR BLT _____ EFF YR _____ ECON _____
 % COMP _____ % GOOD _____ FUNC _____
 EXCEPT Y N LUMP SUM: _____
 MISC: _____
 YI CLASS _____ F G A E
 SKIRT + LIN FT _____
 COMMENT: _____

STAT _____ QLTY + - FLOOR _____
 AREA _____ EFF AREA _____ BED _____
 ROOF + HVAC +
 BATH PKG: _____ BATH _____ BATH + _____ 1/2 BTH
 FIREPLACE: _____
 KITCHEN - +
 YR BLT _____ EFF YR _____ ECON _____
 % COMP _____ % GOOD _____ FUNC _____
 EXCEPT Y N LUMP SUM: _____
 MISC: _____
 YI CLASS _____ F G A E
 SKIRT + LIN FT _____
 COMMENT: _____

STAT _____ QLTY + - FLOOR _____
 AREA _____ EFF AREA _____ BED _____
 ROOF + HVAC +
 BATH PKG: _____ BATH _____ BATH + _____ 1/2 BTH
 FIREPLACE: _____
 KITCHEN - +
 YR BLT _____ EFF YR _____ ECON _____
 % COMP _____ % GOOD _____ FUNC _____
 EXCEPT Y N LUMP SUM: _____
 MISC: _____
 YI CLASS _____ F G A E
 SKIRT + LIN FT _____
 COMMENT: _____

TYPE _____ **GB**
 STAT / CLASS _____ **5**
 SIZE _____
 FAIR 18x40
AVERAGE
 GOOD
 EXCELLENT
 BATH _____
 YR BLT 2025
 EFF YR _____
 % COMP 100
 EXCEPT (Y) N
 MISC: _____
 COMMENT: metal frame

TYPE _____
 STAT / CLASS _____
 SIZE _____
 FAIR
 AVERAGE
 GOOD
 EXCELLENT
 BATH _____
 YR BLT _____
 EFF YR _____
 % COMP _____
 EXCEPT Y N
 MISC: _____
 COMMENT: _____

TYPE _____
 STAT / CLASS _____
 SIZE _____
 FAIR
 AVERAGE
 GOOD
 EXCELLENT
 BATH _____
 YR BLT _____
 EFF YR _____
 % COMP _____
 EXCEPT Y N
 MISC: _____
 COMMENT: _____

TYPE _____
 STAT / CLASS _____
 SIZE _____
 FAIR
 AVERAGE
 GOOD
 EXCELLENT
 BATH _____
 YR BLT _____
 EFF YR _____
 % COMP _____
 EXCEPT Y N
 MISC: _____
 COMMENT: _____

SKETCH/AREA TABLE ADDENDUM

Parcel No 083W20D 00700

File No R32530

SUBJECT

Property Address 2482 JORY HILL RD S

City Salem

State OR


Zip 97306

Owner

Client

Appraiser Name

40

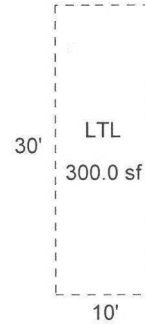
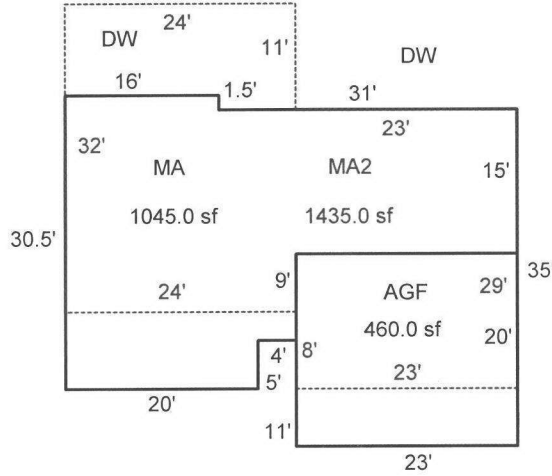


18

R32530

083W20D00700

IMPROVEMENTS SKETCH



Scale: 1 = 20

AREA CALCULATIONS

AREA CALCULATIONS SUMMARY

Code	Description	Factor	Net Size	Perimeter	Net Totals
GLA1	MA	1.00	1045.0	155.0	1045.0
GLA2	MA2	1.00	1435.0	174.0	1435.0
GARAGE	AGF	1.00	460.0	86.0	460.0
P/P	LTL	1.00	300.0	80.0	300.0

Comment Table 1

DRAWN BY SRAGSDALE 10/10/13

Comment Table 2

9/20/13 #73, CYCLE

Comment Table 3

Net LIVABLE Area

(rounded w/ factors)

2480

