

Summary

Lead Appr: MLH Clerk: _____ Lead Clerk: _____ Appr: MLH 3/13/26

Print Date: 9/29/2025

Acct ID: 516997 MTL: 061W33A002200 Date: 10/20/25 Appr: MLH Prop Class: 401 RMV Prop Class: 401
Situs: 1741 PINE ST NE SILVERTON OR 97381 1/14/25 MaSaNh: 03 06 000 Unit: 75099 Year: 2025

Last Date Appraised: 11/27/2017 Appraiser: MATTHEW HAMILTON Tag: Y N Tag info: _____
Owner: SCHMALTZ, TAMARA Last Sales Date: 07/29/1999 Roll Type: R
Cycle Tag Sales Verification Other: _____ Inspection level: 1 2 3 4 LCB TTO INSP AV: 227770
RMV Land: 239300 RMV Imp: 373640 RMV Total: 612940 MAV: 227770 MSAV: 0 SAV: 0
Comment: NEW Solar and GB @ 100%

OSDs

update inventory close tag Input MLH
11/25/25
1/30/26

Count	Code	Description	RMV	Code Area	Exception
1	MKTA	OSD - AVERAGE	50000	04500	0

Land

Site: 1 Code Area: 04500 Size: 0.60 Acres Use Code: 004 Zone: NREST SAV Use: _____ Exception: 0
Class: 2BD Value Source: Rural at MKT Description: _____ RMV: 189300 Exception: Y N
Adjustment(s): 6 Soil Fire Patrol: _____ Description: _____
Comments: 06-07: RECALC SETUP;#19 08-13-05

Improvements - Residence / Manufactured Structures

E4B Roof paint 2004

Bldg: 1 Code Area: 04500 Stat Class: 142 Year Blt: 1996 Eff Year Blt: 1996 Sq.Ft: 2024 % Complete: 100.00
Desc: Multi Story above grade Dimensions: _____ RMV: 365970
Func Obsc: 100 Econ %: 100 Other %: 100 Exception: 0 Adjust: _____ Adjust RMV: 0

Floors

I/O

Type	Class	Display Group	Floor Size	Beds	Baths	Yr Blt	Eff Yr Blt	Inventory	Exception
First Floor	4	Finished	1054	0	FB-1/ HR-1	1996	1996	HVAC, ROOF, KIT+, BTH - 1	Y N
Second Floor	4	Finished	970	3	FB-2	1996	1996	HVAC, BATH - 2	Y N
Garage Attached	4	Finished	484	0	0	1996	1996	ROOF	Y N

Accessories

Description	Class	Size SqFt	Eff Yr Blt	RMV	Quantity	Exception
YARD IMPROVEMENTS AVERAGE	4	1	1996	27606	1	Y N

Improvements - Accessory Buildings

Bldg: 2 Code Area: 04500 Stat Class: 341 Year Blt: 2015 Eff Year Blt: 2015 Sq.Ft: 400 % Complete: 100.00
Desc: Multi Purpose Shed (MP) Dimensions: 20x20 RMV: 7670
Func Obsc: 100 Econ %: 100 Other %: 100 Exception: 0 Adjust: _____ Adjust RMV: 0

Floors

6000

Type	Class	Display Group	Floor Size	Beds	Baths	Yr Blt	Eff Yr Blt	Inventory	Exception
Multi-Purpose Bldg	5	Finished	400	0	0	2015	2015	FAIR	Y N

Accessories

Description	Class	Size SqFt	Eff Yr Blt	RMV	Quantity
No accessory data available					

905 50 20,000 Exempt
341 MP 5 2024 12x20 Fair NEW
351 GB 5 2025 24x36 AVE NEW

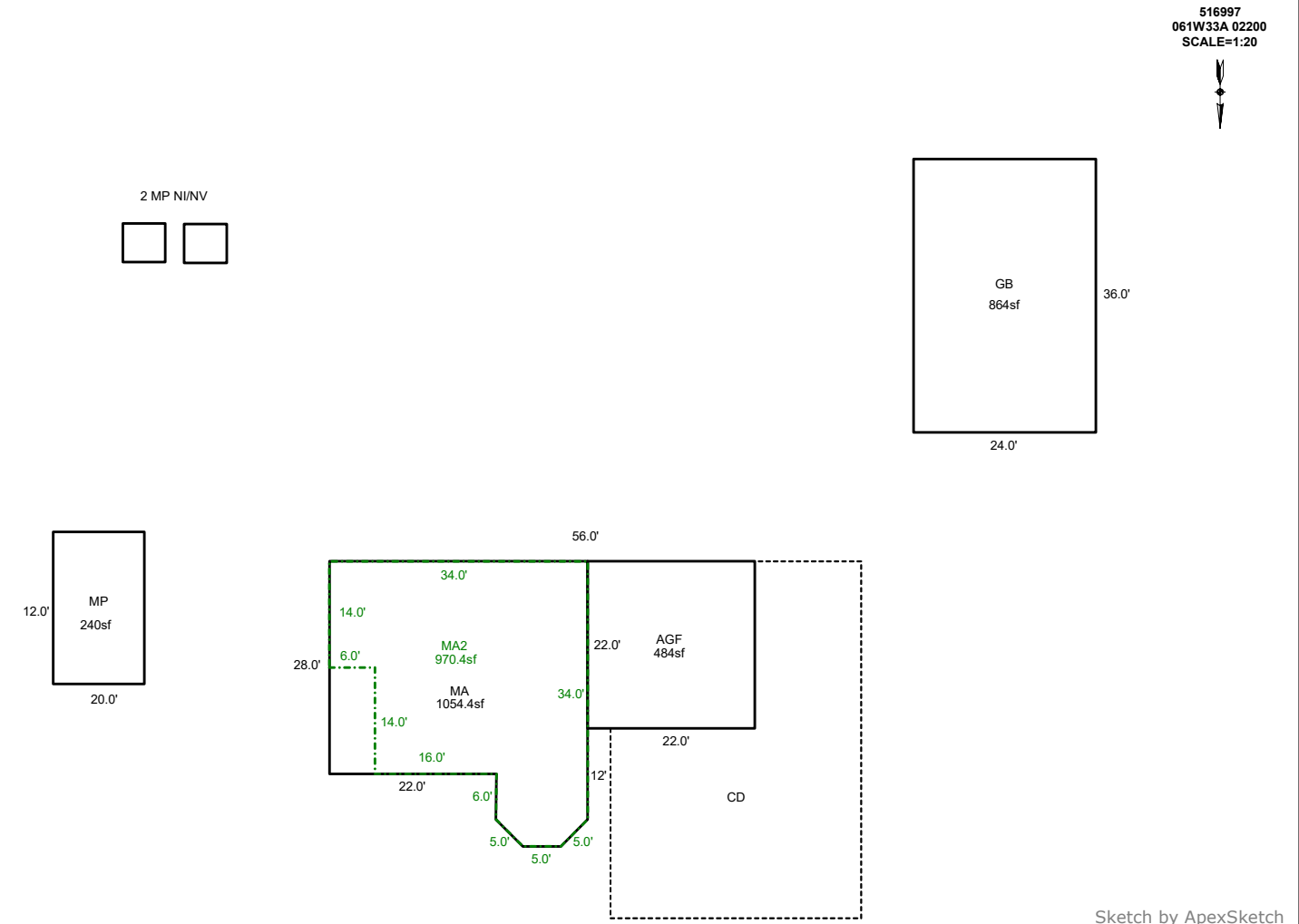


SKETCH/AREA TABLE ADDENDUM

SUBJECT INFO

File No.: 516997 Parcel No.: 061W33A 02200
 Property Address: 1741 PINE ST NE
 City: SILVERTON County: MARION State: OR ZipCode: 97381
 Owner:
 Client: Client Address:
 Appraiser Name: Inspection Date:

SKETCH



AREA CALCULATIONS SUMMARY

Code	Description	Factor	Net Size	Perimeter	Net Totals
GBA1	MP	1.0	240.0	64.0	240.0
GLA1	MA	1.0	1054.4	139.0	1054.4
GLA2	MA2	1.0	970.4	139.0	970.4
GAR	AGF	1.0	484.0	88.0	484.0
GB	GB	1.0	864.0	120.0	864.0

COMMENT TABLE 1

DRAWN BY JRONDEMA 1/11/16
 UPDATED BY WWILLIAMS 11/26/25
 UPDATED BY CLOBERG 12/23/25 25-006697 GB
 UPDATED BY CLOBERG 03/17/26

COMMENT TABLE 2

10/20/25 MLH
 MLH 01/14/26

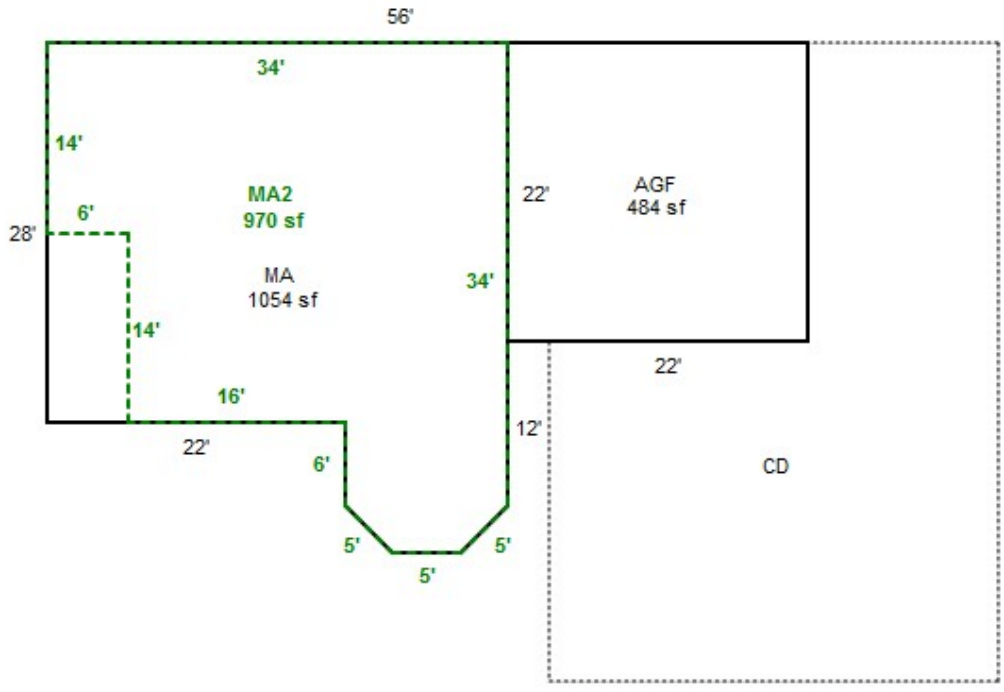

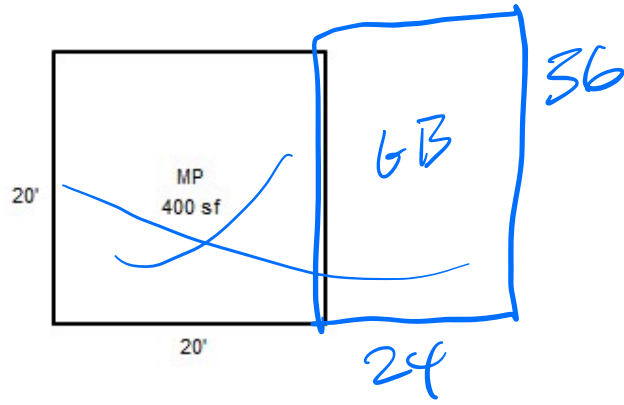
COMMENT TABLE 3

TAGS L2
 TAGS L2

Net LIVABLE cnt 2 (rounded) 3,373
 Net BUILDING cnt 0 (rounded) 240



R16997
061W33A 02200
SCALE=1:20



MUH 1/14/26 Tags L2