

Summary

Lead Appr: WW 4.24.25

Clerk: _____

Lead Clerk: _____

Appr: MLH 5/14/25

Print Date:

3/24/2025

Acct ID: 539163

MTL: 071E35D000300

Date: 4/16/25

Appr: MLH

Prop Class: 551

RMV Prop Class: 551

551451

Situs: 20084 GRADE RD SE SILVERTON OR 97381

MaSaNh: 03 06 001

Unit: 65448

Year: 2025

Last Date Appraised: 10/18/2011

Appraiser: MATTHEW HAMILTON

Retag: Y N

Tag info:

Owner: STEFFEN, JASON WILLIAM

Roll Type: R

Cycle Tag Sales Verification Other: vet disqual

Inspection level: 1 2 3 4 LCB TTO INSP

AV: 276673

RMV Land: 237090

RMV Imp: 422320

RMV Total: 659410

MAV: 254200

MSAV: 22473

SAV: 33248

Comment:

update inventory

Input MLH 4/23/25

Notations

RP/MS	Code	Description
RP	ZONED	FARM EFU ZONED

Farm Steffen conifer nursery

OSDs

Count	Code	Description	RMV	Code Area	Exception
2	SAA	SA OSD - AVERAGE F	50000	04480	0
2	SEPTC	SEPTIC SYSTEM	13500	04480	0

Land

Site: 1 Code Area: 04480 Size: 1.00 Acres Use Code: 005 Zone: REST SAV Use: 011 Exception: 0
 Class: Value Source: Farm Homesite Description: RMV: 17360 Exception: Y N

Adjustment(s):

Fire Patrol: SA004 Description: FIRE PATROL

Comments: Liability year - 2009 / 09-10: CORRECTED PART TOTALS/ 00400088/03-04: EXPIRATION OF STO PROGRAM. CONVERSION BY DOR TO DESIGNATED FOREST LAND AT 100% PROGRAM. // 04-05: CHANGING STO LAND FROM >5000 TO DESIGNATED 04-05: ROLLOVER FROM DESIG FOR TO STF. 05-06: RECALC SETUP;#17 //07-08: ONSITE BY #31 SHOWS NURSERY STOCK, DISQ STF AND ROLLINTO ZONED FARMLAND, LEVY 80/20 TAXES

Site: 3 Code Area: 04480 Size: 7.00 Acres Use Code: 005 Zone: REST SAV Use: 011 Exception: 0
 Class: 4HD Value Source: Farm Use - EFU Description: FOUR HILL DRY RMV: 121510 Exception: Y N

Adjustment(s):

Fire Patrol: SA004 Description: FIRE PATROL

Comments: Liability year - 1965, STF - 2004 / 00400088 // 04-05: CHANGING STO LAND FROM >5000 TO DESIGNATED 04-05: ROLLOVER FROM DESIG FOREST TO STF PROGRAM; CHG LAND TYPE FROM DESIG FOREST FCO TO STF C.

Site: 4 Code Area: 04480 Size: 2.00 Acres Use Code: 005 Zone: REST SAV Use: 011 Exception: 0
 Class: WOOD Value Source: Woodlot Description: FARM WOODLOT RMV: 34720 Exception: Y N

Adjustment(s):

Fire Patrol: SA004 Description: FIRE PATROL

Comments: Liability year - 1999 / 09-10: CORRECTED PART TOTALS/ 00400008

Improvements - Residence / Manufactured Structures

Bldg: 1 Code Area: 04480 Stat Class: 143 Year Blt: 1970 Eff Year Blt: 1970 Sq.Ft: 2616 % Complete: 100
 Desc: One Story with basement Dimensions: RMV: 308320
 Func Obsc: 100 Econ %: 100 Other %: 100 Exception: 0 Adjust: Adjust RMV: 0

I/O

Floors

Type	Class	Display Group	Floor Size	Beds	Baths	Yr Blt	Eff Yr Blt	Inventory	Exception
First Floor	4	Finished	1428	3	FB-2	1970	1970	FP - 1, HVAC, ROOF, KIT-, BATH - 2	Y N
Basement	4	Finished	1188	2	FB-1	1970	1970	HVAC, BATH - 1 FP	Y N

Accessories

Description	Class	Size SqFt	Eff Yr Blt	RMV	Quantity	Exception
DECK change to 4 I 4 F	4	240	1970	3854	1	Y N

Bldg: 6 Code Area: 04480 Stat Class: 134 Year Blt: 1965 Eff Year Blt: 1965 Sq.Ft: 580 % Complete: 100
 Desc: Multi Story above grade with basement Dimensions: RMV: 106270
 Func Obsc: 100 Econ %: 100 Other %: 100 Exception: 0 Adjust: Adjust RMV: 0

1945 1925 water damage vacant / storage I/O removed

Floors

Type	Class	Display Group	Floor Size	Beds	Baths	Yr Blt	Eff Yr Blt	Inventory	Exception
First Floor	3	Finished	420	1	FB-1	1965	1965	KIT-, HVAC, ROOF, BATH - 1	Y N
Attic	3	Finished	160	1	0	1965	1965	HVAC	Y N
Basement	3	Unfinished	231	0	0	1965	1965		Y N

Accessories

Description	Class	Size SqFt	Eff Yr Blt	RMV	Quantity
No accessory data available 4 I 3 F					

Improvements - Accessory Buildings

Bldg: 2 Code Area: 04480 Stat Class: 353 Year Blt: 1970 Eff Year Blt: 1985 Sq.Ft: 640 % Complete: 100
 Desc: Machine Shed (MS) Dimensions: 32x20 RMV: 1600
 Func Obsc: 100 Econ %: 100 Other %: 100 Exception: 0 Adjust: Adjust RMV: 0

1970

I/O

Floors

Type	Class	Display Group	Floor Size	Beds	Baths	Yr Blt	Eff Yr Blt	Inventory	Exception: Y N
Machine Shed	4	Finished	640	0	0	1970	1985	FAIR	

Accessories

Description	Class	Size SqFt	Eff Yr Blt	RMV	Quantity
No accessory data available					

Bldg: 3 Code Area: 04480 Stat Class: 341 Year Blt: 1985 Eff Year Blt: 1985 Sq.Ft: 200 % Complete: 100
 Desc: Multi Purpose Shed (MP) Dimensions: 20x10 RMV: 1020
 Func Obsc: 100 Econ %: 100 Other %: 100 Exception: 0 Adjust: Adjust RMV: 0

I/O

Floors

Type	Class	Display Group	Floor Size	Beds	Baths	Yr Blt	Eff Yr Blt	Inventory	Exception: Y N
Multi-Purpose Bldg	5	Finished	200	0	0	1985	1985	Fair	

Accessories

Description	Class	Size SqFt	Eff Yr Blt	RMV	Quantity
No accessory data available					

Bldg: 4 Code Area: 04480 Stat Class: 351 Year Blt: 1970 Eff Year Blt: 1970 Sq.Ft: 800 % Complete: 100
 Desc: General Purpose Building (GB) Dimensions: 40x20 RMV: 2170
 Func Obsc: 100 Econ %: 100 Other %: 100 Exception: 0 Adjust: Adjust RMV: 0

I/O

Floors

Type	Class	Display Group	Floor Size	Beds	Baths	Yr Blt	Eff Yr Blt	Inventory	Exception: Y N
General Purpose Bldg	4	Finished	800	0	0	1970	1970	Fair	

Accessories

Description	Class	Size SqFt	Eff Yr Blt	RMV	Quantity
No accessory data available					

Bldg: 5 Code Area: 04480 Stat Class: 353 Year Blt: 1975 Eff Year Blt: 1975 Sq.Ft: 1120 % Complete: 100
 Desc: Machine Shed (MS) Dimensions: 40x28 RMV: 2050
 Func Obsc: 100 Econ %: 100 Other %: 100 Exception: 0 Adjust: Adjust RMV: 0

I/O

Floors

Type	Class	Display Group	Floor Size	Beds	Baths	Yr Blt	Eff Yr Blt	Inventory	Exception: Y N
Machine Shed	4	Finished	1120	0	0	1975	1975	Fair	

Accessories

Description	Class	Size SqFt	Eff Yr Blt	RMV	Quantity
No accessory data available					

Bldg: 7 Code Area: 04480 Stat Class: 353 Year Blt: 1973 Eff Year Blt: 1973 Sq.Ft: 384 % Complete: 100
 Desc: Machine Shed (MS) Dimensions: 24x16 RMV: 890
 Func Obsc: 100 Econ %: 100 Other %: 100 Exception: 0 Adjust: Adjust RMV: 0

I/O

Floors

Type	Class	Display Group	Floor Size	Beds	Baths	Yr Blt	Eff Yr Blt	Inventory	Exception: Y N
Machine Shed	4	Finished	384	0	0	1973	1973	Fair	

Accessories

Description	Class	Size SqFt	Eff Yr Blt	RMV	Quantity
No accessory data available					

357 FC 5

1999 18x48

Exempt

355 LTH

1970 14x20

~~I/O~~

MAV RESET FOR DQ

323 HLC 4

1985 30x12

Fair ~~I/O~~

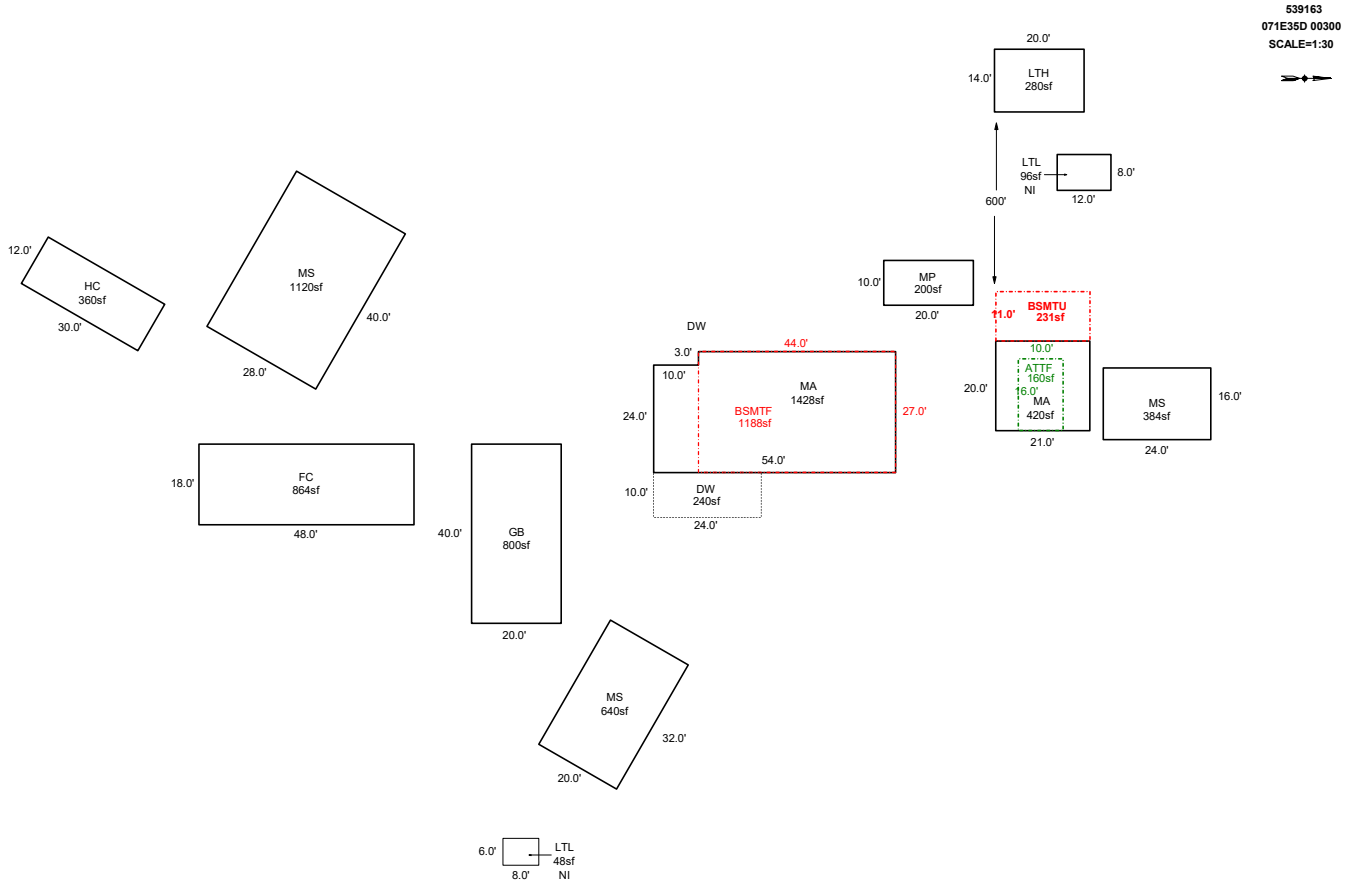


SKETCH/AREA TABLE ADDENDUM

SUBJECT INFO

File No.: 539163 Parcel No.: 071E35D 00300
 Property Address: 20084 GRADE RDSE
 City: SILVERTON County: MARION State: OR ZipCode: 97381
 Owner:
 Client:
 Client Address:
 Appraiser Name: Inspection Date:

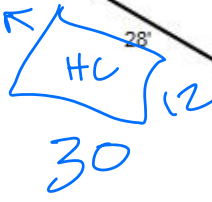
SKETCH



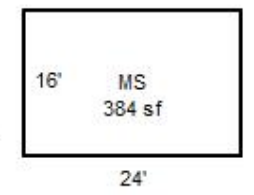
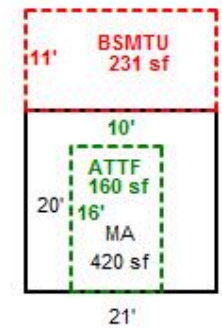
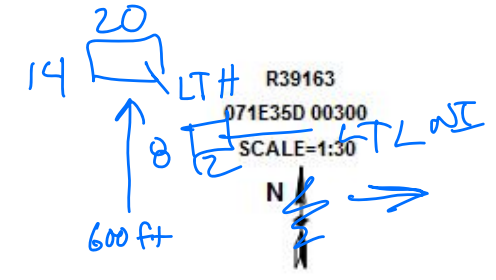
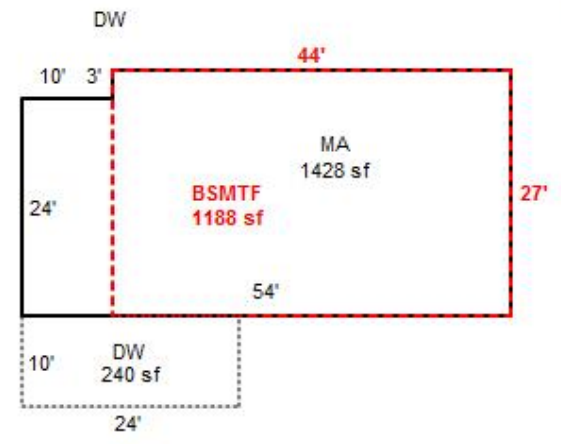
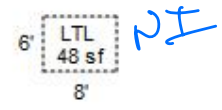
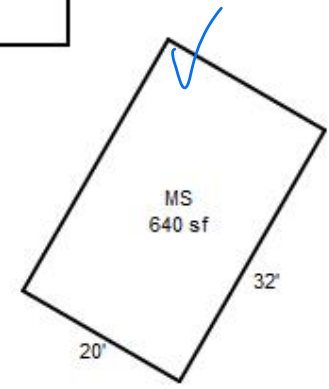

539163
071E35D 00300
SCALE=1:30

Sketch by ApexSketch

AREA CALCULATIONS SUMMARY						COMMENT TABLE 1	
Code	Description	Factor	Net Size	Perimeter	Net Totals		
GBA1	MS	1.0	640.0	104.0		DRAWN BY JRONDEMA 7/25/18 UPDATED BY CLOBERG 04/17/25	
	GB	1.0	800.0	120.0			
	MS	1.0	1120.0	136.0			
	LTL	1.0	48.0	28.0			
	MP	1.0	200.0	60.0			
	MS	1.0	384.0	80.0			
	LTH	1.0	280.0	68.0			
	LTL	1.0	96.0	40.0			
	FC	1.0	864.0	132.0			
	HC	1.0	360.0	84.0	4792.0		
GLA0	BSMTF	1.0	1188.0	142.0	1188.0	COMMENT TABLE 2 MLH 04/16/25	
GLA1	MA	1.0	1428.0	162.0			
	MA	1.0	420.0	82.0	1848.0		
GLA2	ATTF	1.0	160.0	52.0	160.0		
BSMT	BSMTU	1.0	231.0	64.0	231.0		
P/P	DW	1.0	240.0	68.0	240.0		
	Net LIVABLE	cnt	0	(rounded)	3,196		
	Net BUILDING	cnt	10	(rounded)	4,792		



30



4/16/25 MLH Vef L2











