

Acct ID: 536350 MTL: 093W160000600 Date: 1/0/24 Appr: MDL Prop Class: 551 RMV Prop Class: 551
 Situs: 358 ANKENY HILL RD SE JEFFERSON OR 97352 MaSaNh: 07 06 000 Unit: 34573 Year: 2024

Last Date Appraised: 02/10/2022 Appraiser: MATT LORD Retag: Y N Tag info: 2024 - NEW CONSTRUCTION (Outbuilding)
 Owner: HALL, MELISSA M Roll Type: R
 Cycle: Tag Sales Verification Other: _____ Inspection level: 1 2 3 4 LCB TTO INSP AV: 197448
 RMV Land: 390880 RMV Imp: 251520 RMV Total: 642400 MAV: 161800 MSAV: 35648 SAV: 82297
 Comment: 2/10/22 L2 MLORD 23-005644 ABEX 7200 SF Riding Arena 100% complete Exception

Notations

RP/MS	Code	Description
RP	ZONED	FARM EFU ZONED

OSDs

Count	Code	Description	RMV	Code Area	Exception
1	SAA	SA OSD - AVERAGE	45000	14530	0

Land

Site: 2	Code Area: 14530	Size: 1.00 Acres	Use Code: 005	Zone: REST	SAV Use: 011	Exception: 0
Class:	Value Source: Farm Homesite	Description:			RMV: 25340	Exception: Y N
Adjustment(s):	GSOIL, IRR		Fire Patrol:	Description:		
Comments:	Liability year - 2009 / 81400130					
Site: 3	Code Area: 14530	Size: 11.00 Acres	Use Code: 005	Zone: REST	SAV Use: 011	Exception: 0
Class: 2BISS	Value Source: Farm Use - EFU	Description: TWO BENCH IRR SOUTH SPECIAL			RMV: 320540	Exception: Y N
Adjustment(s):	GSOIL, IRR		Fire Patrol:	Description:		
Comments:	Liability year - 1980 / 81400130					

Improvements - Residence / Manufactured Structures

Bldg: 1	Code Area: 14530	Stat Class: 141 +	Year Blt: 1953	Eff Year Blt: 1975	Sq.Ft: 1652	% Complete: 100
Desc: One Story Only				Dimensions:	RMV: 213520	
Func Obsc: 100	Econ %: 100	Other %: 100	Exception: 0	Adjust:	Adjust RMV: 0	

Floors

Type	Class	Display Group	Floor Size	Beds	Baths	Yr Blt	Eff Yr Blt	Inventory	Exception
First Floor	4 +	Finished	1652	2	FB-1	1953	1975	FP, HVAC, ROOF, KIT-, BATH - 1	Y N

Accessories

Description	Class	Size SqFt	Eff Yr Blt	RMV	Quantity	Exception
DECK	4	75	2000	1469	1	Y N
DECK	4	87	2000	1703	1	Y N
DECK	4	150	2000	2937	1	Y N
PATIO	4	288	2000	1410	1	Y N
ROOF EXTENSION OR PATIO COVER	4	150	2000	3872	1	Y N
ROOF EXTENSION OR PATIO COVER	4	288	2000	7433	1	Y N

Improvements - Accessory Buildings

Bldg: 2	Code Area: 14530	Stat Class: 351	Year Blt: 1982	Eff Year Blt: 1982	Sq.Ft: 1920	% Complete: 100
Desc: General Purpose Building (GB)				Dimensions: 80x24	RMV: 8000	
Func Obsc: 100	Econ %: 100	Other %: 100	Exception: 0	Adjust:	Adjust RMV: 0	

Floors

Type	Class	Display Group	Floor Size	Beds	Baths	Yr Blt	Eff Yr Blt	Inventory	Exception
General Purpose Bldg	5	Finished	1920	0	0	1982	1982	FAIR	Y N

Accessories

Description	Class	Size SqFt	Eff Yr Blt	RMV	Quantity
No accessory data available					

Bldg: 3	Code Area: 14530	Stat Class: 351	Year Blt: 1987	Eff Year Blt: 1987	Sq.Ft: 2800	% Complete: 100
Desc: General Purpose Building (GB)				Dimensions: 70x40	RMV: 15650	
Func Obsc: 100	Econ %: 100	Other %: 100	Exception: 0	Adjust:	Adjust RMV: 0	

Floors

Type	Class	Display Group	Floor Size	Beds	Baths	Yr Blt	Eff Yr Blt	Inventory	Exception
General Purpose Bldg	5	Finished	2800	0	0	1987	1987	FAIR	Y N

Accessories

Description	Class	Size SqFt	Eff Yr Blt	RMV	Quantity
-------------	-------	-----------	------------	-----	----------

No accessory data available

Bldg: 4 Code Area: 14530 Stat Class: 353 Year Blt: 1982 Eff Year Blt: 1982 Sq.Ft: 3360 % Complete: 100
 Desc: Machine Shed (MS) Dimensions: 140x24 RMV: 11450
 Func Obsc: 100 Econ %: 100 Other %: 100 Exception: 0 Adjust: Adjust RMV: 0

Floors

Type	Class	Display Group	Floor Size	Beds	Baths	Yr Blt	Eff Yr Blt	Inventory
Machine Shed	6	Finished	3360	0	0	1982	1982	FAIR

Accessories

Description	Class	Size SqFt	Eff Yr Blt	RMV	Quantity
-------------	-------	-----------	------------	-----	----------

No accessory data available

Bldg: 5 Code Area: 14530 Stat Class: 354 Year Blt: Eff Year Blt: Sq.Ft: 672 % Complete: 100
 Desc: Lean-to Light (LTL) Dimensions: 28x24 RMV: 2720
 Func Obsc: 100 Econ %: 100 Other %: 100 Exception: 0 Adjust: Adjust RMV: 0

Floors

Type	Class	Display Group	Floor Size	Beds	Baths	Yr Blt	Eff Yr Blt	Inventory
Lean-to Light Duty	4	Finished	672	0	0	0	0	Exception: Y N

Accessories

Description	Class	Size SqFt	Eff Yr Blt	RMV	Quantity
-------------	-------	-----------	------------	-----	----------

No accessory data available

Bldg: 6 Code Area: 14530 Stat Class: 354 Year Blt: 1982 Eff Year Blt: 1982 Sq.Ft: 216 % Complete: 100
 Desc: Lean-to Light (LTL) Dimensions: 9x24 RMV: 180
 Func Obsc: 100 Econ %: 100 Other %: 100 Exception: 0 Adjust: Adjust RMV: 0

Floors

Type	Class	Display Group	Floor Size	Beds	Baths	Yr Blt	Eff Yr Blt	Inventory
Lean-to Light Duty	4	Finished	216	0	0	1982	1982	Exception: Y N

Accessories

Description	Class	Size SqFt	Eff Yr Blt	RMV	Quantity
-------------	-------	-----------	------------	-----	----------

No accessory data available

Bldg: 7 Code Area: 14530 Stat Class: 341 Year Blt: 2005 Eff Year Blt: 2005 Sq.Ft: 78 % Complete: 100
 Desc: Multi Purpose Shed (MP) Dimensions: 6x13 RMV: 0
 Func Obsc: 100 Econ %: 100 Other %: 100 Exception: 0 Adjust: Adjust RMV: 0

Floors

Type	Class	Display Group	Floor Size	Beds	Baths	Yr Blt	Eff Yr Blt	Inventory
Multi-Purpose Bldg	4	Finished	78	0	0	2005	2005	Exception: Y N

Accessories

Description	Class	Size SqFt	Eff Yr Blt	RMV	Quantity
-------------	-------	-----------	------------	-----	----------

No accessory data available

ACCOUNT # _____ DATE: _____ RMV CLASS _____ PROP CLASS _____
 MTL _____ APPR _____ TAG Y N _____
 COMMENTS: _____

RESIDENCE / MANUFACTURED STRUCTURES

ACCESSORY IMPROVEMENTS / OUTBUILDINGS

STAT _____ QLTY + - FLOOR _____
 AREA _____ EFF AREA _____ BED _____
 ROOF + HVAC +
 BATH PKG: _____ BATH _____ BATH + _____ 1/2 BTH
 FIREPLACE: _____
 KITCHEN - +
 YR BLT _____ EFF YR _____ ECON _____
 % COMP _____ % GOOD _____ FUNC _____
 EXCEPT Y N LUMP SUM: _____
 MISC: _____
 YI CLASS _____ F G A E
 SKIRT + LIN FT _____
 COMMENT: _____

TYPE HA
 STAT / CLASS 5
 SIZE 7200 SF
 FAIR
AVERAGE
 GOOD
 EXCELLENT
 BATH o
 YR BLT 2023
 EFF YR 2023
 % COMP 100
 EXCEPT Y N
 MISC: _____
 COMMENT: _____

TYPE _____
 STAT / CLASS _____
 SIZE _____
 FAIR
 AVERAGE
 GOOD
 EXCELLENT
 BATH _____
 YR BLT _____
 EFF YR _____
 % COMP _____
 EXCEPT Y N
 MISC: _____
 COMMENT: _____

STAT _____ QLTY + - FLOOR _____
 AREA _____ EFF AREA _____ BED _____
 ROOF + HVAC +
 BATH PKG: _____ BATH _____ BATH + _____ 1/2 BTH
 FIREPLACE: _____
 KITCHEN - +
 YR BLT _____ EFF YR _____ ECON _____
 % COMP _____ % GOOD _____ FUNC _____
 EXCEPT Y N LUMP SUM: _____
 MISC: _____
 YI CLASS _____ F G A E
 SKIRT + LIN FT _____
 COMMENT: _____

TYPE _____
 STAT / CLASS _____
 SIZE _____
 FAIR
 AVERAGE
 GOOD
 EXCELLENT
 BATH _____
 YR BLT _____
 EFF YR _____
 % COMP _____
 EXCEPT Y N
 MISC: _____
 COMMENT: _____

TYPE _____
 STAT / CLASS _____
 SIZE _____
 FAIR
 AVERAGE
 GOOD
 EXCELLENT
 BATH _____
 YR BLT _____
 EFF YR _____
 % COMP _____
 EXCEPT Y N
 MISC: _____
 COMMENT: _____

STAT _____ QLTY + - FLOOR _____
 AREA _____ EFF AREA _____ BED _____
 ROOF + HVAC +
 BATH PKG: _____ BATH _____ BATH + _____ 1/2 BTH
 FIREPLACE: _____
 KITCHEN - +
 YR BLT _____ EFF YR _____ ECON _____
 % COMP _____ % GOOD _____ FUNC _____
 EXCEPT Y N LUMP SUM: _____
 MISC: _____
 YI CLASS _____ F G A E
 SKIRT + LIN FT _____
 COMMENT: _____

TYPE _____
 STAT / CLASS _____
 SIZE _____
 FAIR
 AVERAGE
 GOOD
 EXCELLENT
 BATH _____
 YR BLT _____
 EFF YR _____
 % COMP _____
 EXCEPT Y N
 MISC: _____
 COMMENT: _____

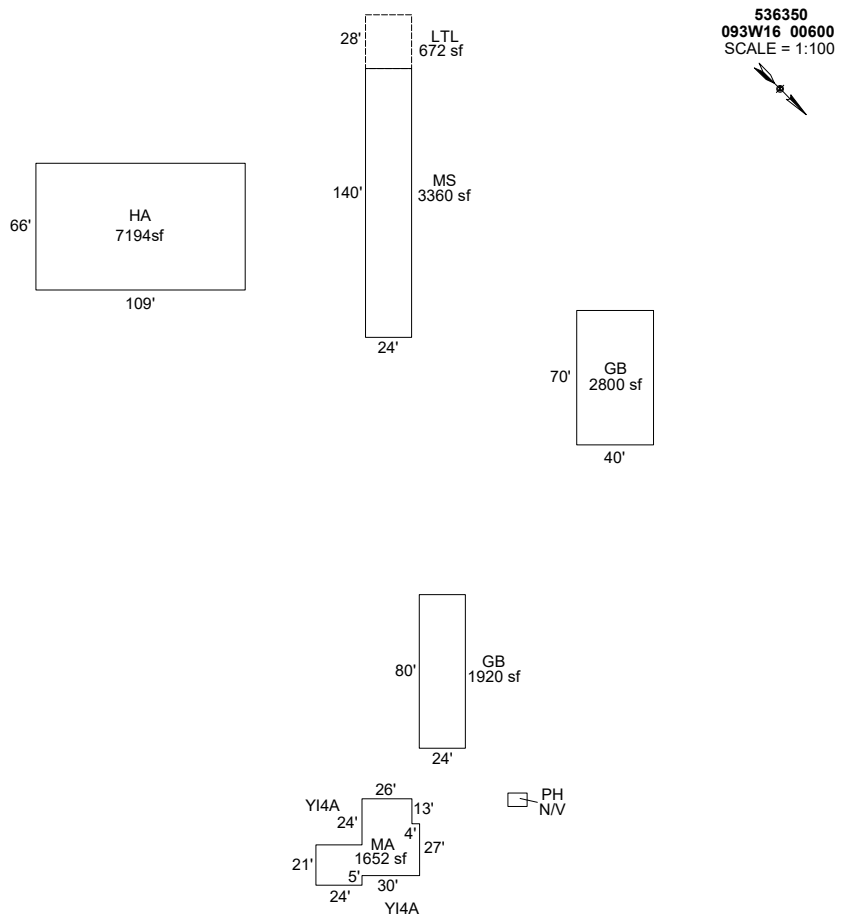
TYPE _____
 STAT / CLASS _____
 SIZE _____
 FAIR
 AVERAGE
 GOOD
 EXCELLENT
 BATH _____
 YR BLT _____
 EFF YR _____
 % COMP _____
 EXCEPT Y N
 MISC: _____
 COMMENT: _____

SKETCH/AREA TABLE ADDENDUM

SUBJECT INFO

File No.: 536350 Parcel No.: 093W16 00600
 Property Address: 358 ANKENY HILL RD SE
 City: JEFFERSON County: MARION State: OR ZipCode: 97352
 Owner:
 Client: Client Address:
 Appraiser Name: Inspection Date:

SKETCH

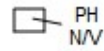
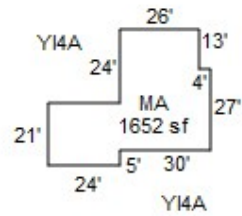





Sketch by Apex Sketch

AREA CALCULATIONS SUMMARY						COMMENT TABLE 1	
Code	Description	Factor	Net Size	Perimeter	Net Totals		
GBA1	GB	1.0	2800.0	220.0		Apex by JA 8/21/09 UPDATED BY JRONDEMA 7/12/16 UPDATED BY CJURAN 03/05/2024	
	HA	1.0	7194.0	350.0	9994.0		
GLA1	MA	1.0	1652.0	198.0			
	MS	1.0	3360.0	328.0	5012.0		
OTH	GB	1.0	1920.0	208.0			
	LTL	1.0	672.0	104.0	2592.0		
						COMMENT TABLE 2	COMMENT TABLE 3
						MDL 01/08/2024	TAGS L2
	Net LIVABLE	cnt	2	(rounded)	5,012		
	Net BUILDING	cnt	2	(rounded)	9,994		



66 HA 7200 SF
109





536350 GB Front 2022-02-10



536350 GB Back 2022-02-10



536350 SFD 2022-02-10





1/8/24